

**Dimensions**

All indicated dimensions are approx. dimensions  
Width and depth see type plan

Height 85 cm

Seat height 53 cm

**Possible finish:**

**Standard**



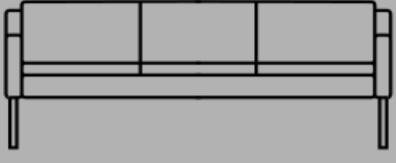

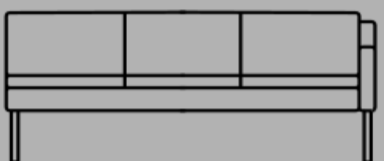

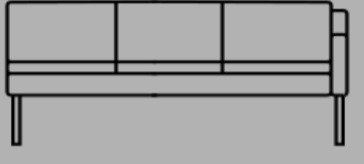

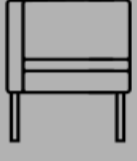
Normal seam



Open seam



Our furniture are hand-made. For this reason, are possible small differences in dimensions.  
Differences in shades of wood, cloth and leather, bending, hardness upholstery can not be the basis for complaint.

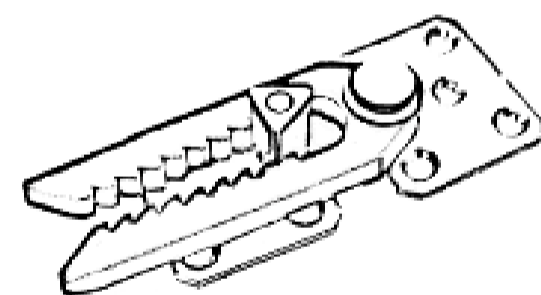
	Typ Nr.	Dimensions
	Typ Nr. SO25 Sofa 2,5-seat	196 x 70
	Typ Nr. SO02 Sofa 2-seat	136 x 70
	Typ Nr. SO51 Sofa 2,5 Arm right	189 x 70
	Typ Nr. SO52 Sofa 2,5 Arm left	189 x 70
	Typ Nr. SO53 Sofa 2 Arm right	129 x 70
	Typ Nr. SO54 Sofa 2 Arm left	129 x 70
	Typ Nr. EL70 Ecke 70 x 70	70 x 70

**Suspension**  
High quality belt in seat

**Upholstery**  
High quality polyether core as a suspension with fleece cover.

**Legs**  
Sensitive floors, eg. Wooden floors, etc., we recommend using felt pads.  
The legs are fastened by means of screws or by means of wood screws.  
Special legs can be fixed with wood screws by the customer.

**Connection**  
The elements are joined with this fitting



Standard leg: Metal leg Nr. 22 H-320

Color: - alu mat

Extra pillows - see price list pillow

Please attach a sketch on order.