

Dimensions

All indicated dimensions are approx. dimensions
Width and depth see type plan

Height 68 cm

Seat height 40 cm

Possible finish



open seam



normal seam



extract whit motor



retracted seat






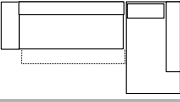
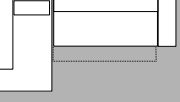
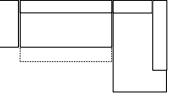
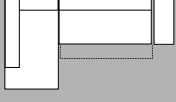
















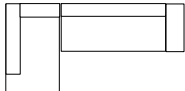
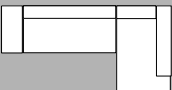
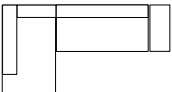


half extended seat




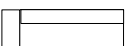








fully extended seat

Our furniture are hand-made. For this reason, are possible small differences in dimensions.
Differences in shades of wood, cloth and leather, bending, hardness upholstery can not be the basis for complaint.

	Typ Nr.	Dimensions
	Typ Nr. SF35 Sofa 3,5 – seat whlt motor	248 x 100
	Typ Nr. SO3F Sofa 3 – seat whlt motor	228 x 100
	Typ Nr. SF25 Sofa 2,5–seat whlt motor	208 x 100
	Typ Nr. SO2F Sofa 2–seat whlt motor	188 x 100
	Typ Nr. LSOF Loveseat whlt motor	133 x 100
	Typ Nr. KO01 Combination–Nr. 1 composed of Sofa 2,5 Arm L whlt motor and Longchair Arm R	304 x 225
	Typ Nr. KO02 Combination–Nr. 2 composed of Sofa 2,5 Arm R whlt motor and Longchair Arm L	304 x 225
	Typ Nr. KO03 Combination–Nr. 3 composed of Sofa 2 Arm L whlt motor and Longchair Arm R	284 x 225
	Typ Nr. KO04 Combination–Nr. 4 composed of Sofa 2 Arm R whlt motor and Longchair Arm L	284 x 225
	Typ Nr. S35F Sofa 3,5–seat Arm right whlt motor	224 x 100
	Typ Nr. S36F Sofa 3,5–seat Arm left whlt motor	224 x 100
	Typ Nr. LFS3 Sofa 3–seat Arm right whlt motor	204 x 100
	Typ Nr. RFS3 Sofa 3–seat Arm left whlt motor	204 x 100

	Typ Nr.	Dimensions
	Typ Nr. S25F Sofa 2,5-seat Arm right whit motor	184 x 100
	Typ Nr. S26F Sofa 2,5-seat Arm left whit motor	184 x 100
	Typ Nr. RFS2 Sofa 2-seat Arm right whit motor	164 x 100
	Typ Nr. LFS2 Sofa 2-seat Arm left whit motor	164 x 100
	Typ Nr. SO35 Sofa 3,5 - seat whitout motor	248 x 100
	Typ Nr. SO03 Sofa 3 - seat whitout motor	228 x 100
	Typ Nr. SO25 Sofa 2,5-seat whitout motor	208 x 100
	Typ Nr. SO02 Sofa 2-seat whitout motor	188 x 100
	Typ Nr. LS15 Loveseat whitout motor	133 x 100
	Typ Nr. KO05 Combination-Nr. 5 composed of Sofa 2,5 Arm L whitout motor and Longchair Arm R	304 x 225
	Typ Nr. KO06 Combination-Nr. 6 composed of Sofa 2,5 Arm R whitout motor and Longchair Arm L	304 x 225
	Typ Nr. KO07 Combination-Nr. 7 composed of Sofa 2 Arm L whitout motor and Longchair Arm R	284 x 225
	Typ Nr. KO08 Combination-Nr. 8 composed of Sofa 2 Arm R whitout motor and Longchair ArmL	284 x 225
	Typ Nr. SO47 Sofa 3,5-seat Arm right whitout motor	224 x 100
	Typ Nr. SO48 Sofa 3,5-seat Arm left whitout motor	224 x 100

	Typ Nr.	Dimensions
	Typ Nr. SO49 Sofa 3-seat Arm right whitout motor	204 x 100
	Typ Nr. SO50 Sofa 3-seat Arm left whitout motor	204 x 100
	Typ Nr. SO51 Sofa 2,5-seat Arm right whitout motor	184 x 100
	Typ Nr. SO52 Sofa 2,5-seat Arm left whitout motor	184 x 100
	Typ Nr. SO53 Sofa 2-seat Arm right whitout motor	164 x 100
	Typ Nr. SO54 Sofa 2-seat Arm left whitout motor	164 x 100
	Typ Nr. LO61 Longchair Arm right whitout motor	225 x 120
	Typ Nr. LO62 Longchair Arm left whitout motor	225 x 120
	Typ Nr. BO63 Longchair Arm right whitout motor	160 x 120
	Typ Nr. BO64 Longchair Arm left whitout motor	160 x 120

Suspension

High quality springs in seat

Upholstery

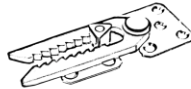
High quality polyether core as a suspension with fleece cover.

Legs

Sensitive floors, eg. Wooden floors, etc., we recommend using felt pads.
The legs are fastened by means of screws or by means of wood screws.
Special legs can be fixed with wood screws by the customer.

Connection

The elements are joined with this fitting



Standard leg: Metal leg Nr. 65 H-4 cm



Color:

– alu

Extra pillows – see price list pillow

Please attach a sketch on order.