


**Dimensions**

All indicated dimensions are approx. dimensions  
Width and depth see type plan

Height 71cm  
Seat height 41cm

**Possible finish:**

Standard






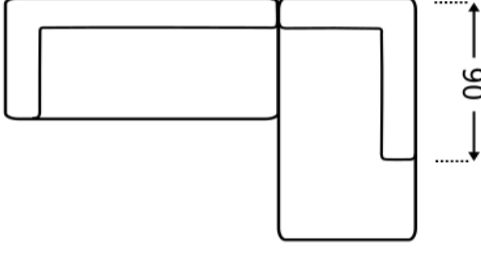
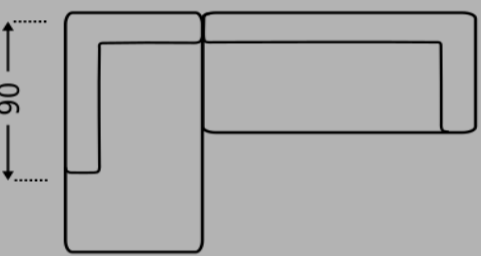






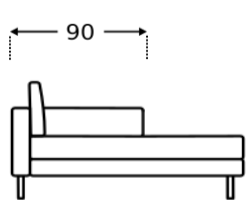
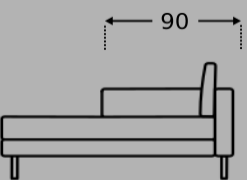


Upholstery welt



Our furniture are hand-made. For this reason, are possible small differences in dimensions.  
Differences in shades of wood, cloth and leather, bending, hardness upholstery can not be the basis for complaint.

**Dimensions**

	<p><b>Typ Nr. SO03</b> Sofa 3 – seat 2 x Rolle (Diameter 10cm)</p>	215 x 90
	<p><b>Typ Nr. SO25</b> Sofa 2,5 – seat 2 x Rolle (Diameter 10cm)</p>	200 x 90
	<p><b>Typ Nr. SO02</b> Sofa 2–seat 2 x Rolle (Diameter 10cm)</p>	185 x 90
	<p><b>Typ Nr. LS15</b> Loveseat</p>	125 x 90
	<p><b>Typ Nr. SE01</b> Armchair</p>	85 x 90
	<p><b>Typ Nr. KO01</b> Combination–Nr. 1 composed of Sofa 2,5 Arm L and Longchair Arm R 1 x Rolle (Diameter 10cm)</p>	305 x 160
	<p><b>Typ Nr. KO02</b> Combination–Nr. 2 composed of Sofa 2,5 Arm R and Longchair Arm L 1 x Rolle (Diameter 10cm)</p>	305 x 160
	<p><b>Typ Nr. SO49</b> Sofa 3–seat arm right 1 x Rolle (Diameter 10cm)</p>	205 x 90
	<p><b>Typ Nr. SO50</b> Sofa 3–seat arm left 1 x Rolle (Diameter 10cm)</p>	205 x 90
	<p><b>Typ Nr. SO51</b> Sofa 2,5–seat arm right 1 x Rolle (Diameter 10cm)</p>	190 x 90
	<p><b>Typ Nr. SO52</b> Sofa 2,5–seat arm left 1 x Rolle (Diameter 10cm)</p>	190 x 90
	<p><b>Typ Nr. SO53</b> Sofa 2–seat Arm right 1 x Rolle (Diameter 10cm)</p>	175 x 90
	<p><b>Typ Nr. SO54</b> Sofa 2–seat Arm left 1 x Rolle (Diameter 10cm)</p>	175 x 90
	<p><b>Typ Nr. LO61</b> Longchair arm right</p>	115 x 160
	<p><b>Typ Nr. LO62</b> Longchair arm left</p>	115 x 160

**Suspension**

High quality belt in seat

**Upholstery**

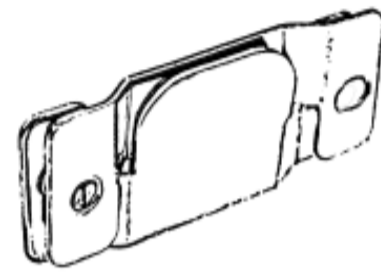
High quality polyether core as a suspension with fleece cover.

**Legs**

Sensitive floors, eg. Wooden floors, etc., we recommend using felt pads.  
The legs are fastened by means of screws or by means of wood screws.  
Special legs can be fixed with wood screws by the customer.

**Connection**

The elements are joined with this fitting



Standard leg: Wood leg Nr. 59H15cm



Color: - black  
- alu  
- natural  
- d. brown

Special leg: Metal leg Nr. 69H15cm( Additional charge)



Color: - black mat  
- white  
- stainless stel  
- chrom  
- chrom mat

Special leg: Metal leg Nr. 42H15cm( Additional charge)



Color: - black  
- alu

Special leg: Metal leg Nr. 46H15cm( Additional charge)



Color: - black mat  
- white  
- stainless stel  
- chrom  
- chrom mat

Special leg: Metal leg Nr. 45H15cm( Additional charge)



Color: - black mat  
- white  
- stainless stel  
- chrom  
- chrom mat

Special leg: Metal leg Nr. 17H15cm( Additional charge)



Color: - black

Special leg: Metal leg Nr. 47H15cm( Additional charge)



Color: - chrom

Special leg: Metal leg Nr. 32H15cm( Additional charge)



Color: - black  
- chrom

Special leg: Metal leg Nr. 49H15cm( Additional charge)



Color: - chrom

Special leg: Wood leg Nr. 71H15cm



Color: - black  
- alu  
- natural  
- d. brown

**Extra pillows - see price list pillow**

**Please attach a sketch on order.**